

Peer Community Journal

Section: Evolutionary Biology

Research article

Published
2024-09-03

Cite as

Solenn Stoeckel, Ronan Becheler, Luis Portillo-Lemus, Marilyn Harang, Anne-Laure Besnard, Gilles Lassalle, Romain Causse-Védrines, Sophie Michon-Coudouel, Daniel J. Park, Bernard J. Pope, Eric J. Petit and Dominique Barloy (2024) *Reproductive modes in populations of late-acting self-incompatible and self-compatible polyploid *Ludwigia grandiflora* subsp. *hexapetala* in western Europe*, Peer Community Journal, 4: e82.

Correspondence

solenn.stoeckel@inrae.fr
dominique.barloy@institut-agro.fr

Peer-review

Peer reviewed and recommended by
PCI Evolutionary Biology,
<https://doi.org/10.24072/pci.evolbiol.100788>



This article is licensed under the Creative Commons Attribution 4.0 License.

Reproductive modes in populations of late-acting self-incompatible and self-compatible polyploid *Ludwigia grandiflora* subsp. *hexapetala* in western Europe

Solenn Stoeckel^{1,2}, Ronan Becheler^{1,2}, Luis Portillo-Lemus¹, Marilyn Harang¹, Anne-Laure Besnard¹, Gilles Lassalle¹, Romain Causse-Védrines³, Sophie Michon-Coudouel³, Daniel J. Park⁴, Bernard J. Pope⁴, Eric J. Petit¹, and Dominique Barloy¹

Volume 4 (2024), article e82

<https://doi.org/10.24072/pcjournal.458>

Abstract

Reproductive mode, *i.e.*, the proportion of individuals produced by clonality, selfing and outcrossing in populations, determines how hereditary material is transmitted through generations. It shapes genetic diversity and its structure over time and space, which can be used to infer reproductive modes. *Ludwigia grandiflora* subsp. *hexapetala* (*Lgh*) is a partially clonal, polyploid, hermaphroditic, and heteromorphic plant that recently colonized multiple countries worldwide. In western Europe, individuals are either self-incompatible caused by a late-acting self-incompatibility (LSI) system developing long-styled flowers, or self-compatible (SC), with short-styled flowers. In this study, we genotyped 53 long- and short-styled populations newly colonizing France and northern Spain using SNPs to estimate rates of clonality, selfing and outcrossing. We found that populations reproduced mainly clonally but with a high diversity of genotypes along with rates of sexuality ranging from 10% up to 40%. We also found evidence for local admixture between long- and short-styled populations in a background of genetic structure between floral morphs that was twice the level found within morphs. Long- and short-styled populations showed similar rates of clonality, but short-styled populations presented significantly higher rates of selfing, as expected considering their breeding system and despite the small rates of failure of the LSI system. Within the 53 studied populations, the 13 short-styled populations had fewer effective alleles, lower observed heterozygosity, and higher inbreeding coefficients, linkage disequilibrium and estimates of selfing than what was found in long-styled populations. These results emphasize the necessity to consider the variation of reproductive modes when managing invasive plant species. The overall maintenance of higher genetic diversity with the possibility of maintaining populations clonally in the absence of compatible partners may explain why long-styled individuals seem to be more prevalent in all newly expanding populations worldwide. Beyond *Lgh*, our methodological approach may inspire future studies to assess the reproductive modes in other autopolyploid populations.

¹DECOD (Ecosystem Dynamics and Sustainability), Institut Agro, IFREMER, INRAE, Rennes, France, ²IGEPP, INRAE, Institut Agro, Université de Rennes, Le Rheu, France, ³Plateforme EcogenO, UAR3343 OSUR, Université de Rennes, CNRS, Rennes, France, ⁴Melbourne Bioinformatics, The University of Melbourne, Parkville, Australia

Introduction

Plants reproduce using different mechanisms (i.e., breeding system), including clonality and different types of sexuality (i.e., mating system, including allogamy and selfing; Holsinger, 2000). Reproductive mode corresponds to the actual balance between sexual and clonal reproduction, measured by the rate of clonality (De Meeûs et al., 2007; Stoeckel et al., 2021a), and, within the proportion of offspring produced by sexuality, the balance between autogamy and geitonogamy (hereafter *selfing*), and allogamy (*outcrossing*), measured by the rate of selfing (Bürkli et al., 2017). Reproductive mode is one of the main drivers of genetic diversity in populations and species (Duminil et al., 2007; Ellegren & Galtier, 2016; Glémin et al., 2019). It determines the way hereditary material is transmitted over generations, and thus constrains the range of genetic diversity that can evolve within populations and species (De Meeûs et al., 2007; Fehrer, 2010; Stoeckel & Masson, 2014; Rouger et al., 2016). Its genetic consequences are deep enough to be discernible even in the presence of other affecting factors (Charlesworth, 2003). Considering its influence on population genetic diversity and structure, reproductive mode is one of the major biological traits to decipher before interpreting other biological and ecological forces using molecular data (Duminil et al., 2007; Reichel et al., 2016; Bürkli et al., 2017; Orive & Krueger-Hadfield, 2021). Given an adequate theoretical framework, population geneticists can use genotypic data to infer reproductive modes in populations (Halkett et al., 2005; Arnaud-Haond et al., 2007; Hardy, 2016; Bürkli et al., 2017; Stoeckel et al., 2021a).

Many plant species reproduce using different breeding systems they adapt to different ecological contexts resulting into different reproductive modes (Richards, 1997; Charlesworth, 2006). Uniparental reproduction, including clonality and selfing, may help plants to spread into new areas (Baker's conjecture: Barrett et al., 2008; Pannell et al., 2015). Clonality consists of a parent producing a new descendant that is a genetic copy of itself with the exception of rare somatic mutations and mitotic recombinations (De Meeûs et al., 2007). It results into an average excess of heterozygotes compared to Hardy-Weinberg expectations (i.e., negative F_{IS}), large variance of F_{IS} along the genome and a small excess of linkage disequilibrium, increasing with decreasing population size (Navascués et al., 2010; Stoeckel & Masson, 2014; Stoeckel et al., 2021a). When parents can yield multiple descendants by clonality, it may generate repeated genotypes in populations (Arnaud-Haond et al., 2007). These effects vary with the rates of clonality and, which in turn, can be used to infer these rates within populations (De Meeûs et al., 2006; Becheler et al., 2017; Becheler et al., 2020; Arnaud-Haond et al., 2020). Hermaphroditic plants have the possibility to sexually reproduce with themselves (selfing). Selfing decreases effective population sizes and gene diversity resulting into high probability of allele fixing (Wright et al., 2008; Roze, 2016; Glémin et al., 2019). Selfing also prohibits genetic mixing between different ancestral lineages, which decreases heterozygosity within individuals (David et al., 2007; Hardy, 2016) and strongly increases linkage disequilibrium between genes along genomes (Golding & Strobeck, 1980; Nordborg, 2000; Lucek & Willi, 2021). Around half of hermaphrodite plants restrict self-fertilization using a variety of molecular mechanisms grouped under the term "self-incompatibility (SI) systems" which favour outcrossing within populations (De Nettancourt, 2001; Castric & Vekemans, 2004; Gibbs, 2014; Steinecke et al., 2022). Outcrossing is overall expected to increase genetic diversity, to limit allele fixation and to reduce linkage disequilibrium when compared to selfing, but only if linked to the genes involved in self-recognition (Glémin et al., 2001; Stoeckel et al., 2006; Navascués et al., 2010). Within the different identified SI systems (Charlesworth et al., 2005; Franklin-Tong, 2008), the late-acting SI system (hereafter LSI) is still poorly studied despite being identified in multiple taxonomic groups in angiosperms (De Nettancourt, 1997; Gibbs, 2014). In LSI systems, self-pollen tubes grow and are only blocked shortly before penetrating the ovule. Such species may present reduced female fertility due to self-pollen disabling ovules, favouring the clonal regeneration of populations (Vaughton et al., 2010). LSI systems are also characterized by low but recurrent failures of the self-recognition system due to its late mechanism, leading to the production of a low amount of selfed seeds in populations (Seavey & Bawa 1986; Chen et al.,

2012; Hao et al., 2012; Gibbs, 2014). In contrast, gametophytic and sporophytic self-recognition occurring very early in the pistil drastically limit self-pollination and thus selfed seeds (Lawrence et al., 1985; Gibbs, 2014). However, we do not know yet if these rare selfed seeds contribute to the dynamics of genetic diversity of LSI populations and species, especially in peripatric conditions or in any situation when compatible partners may lack. Due to these selfed seeds, LSI system may be relatively ineffective at driving genetic diversity within populations, contrary to gametophytic and sporophytic SI systems (Brennan et al., 2002; Stoeckel et al., 2006; Stoeckel et al., 2008; Koelling et al., 2011; Busch & Urban, 2011). In such situations, the emergence and maintenance of LSI systems appear as new evolutionary puzzles among the reproductive systems.

Water primrose, *Ludwigia grandiflora* subsp. *hexapetala* (Hook. & Arn.) Nesom & Kartesz (2000), hereafter *Lgh*, is an insect pollinated, partially clonal, hermaphroditic and heteromorphic plant supposed to be native from central and south America. This species is one of the most invasive aquatic plants in the world (Thouvenot et al., 2013). *Lgh* is a decaploid species ($2n=10x=80$ chromosomes), resulting from hybridization of different ancestral diploid species, some of which are represented more than once in the total genome of *Lgh*, which belongs to the genus *Ludwigia* L. section *Jussiaea* (Hoch et al., 2015; Barloy et al., 2024). Interestingly, *Lgh* includes an autotetraploid set of chromosomes, shared with *L. peploides* subsp. *montevidensis* ($2n=2x=16$), hereafter *Lpm*, that is clearly distinct from the other ancestral part of the *Lgh* genome (Barloy et al., 2024). *Lpm* is a self-compatible-only diploid species with only one common floral morphology (Estes & Thorp, 1974; Grewell et al., 2016). *Lgh* presents heteromorphic flowers corresponding to two floral morphs: L-morph individuals develop long-styled flowers and S-morph individuals develop short-styled flowers, that cross and result into 100% viable and fertile F1 and F2 descendants (Portillo Lemus, 2021; Portillo Lemus et al., 2021) while inter-species crosses only result in a low number of chlorotic and unfertile descendants (Barloy et al., 2024).

All tested L-morph flowers expressed an active LSI in western European populations, with only one self-incompatible type detected so far (Portillo Lemus et al., 2022). During the core flowering season (summer), in experimental greenhouse conditions, L-morph individuals show a stable seemingly insignificant rate of autogamy (around 0.2‰ of the available ovules) that increases at the end of the flowering season, during autumn, to 1‰, which is common in LSI systems (Gibbs, 2014). Due to the massive blossoming of this species, growing in very dense populations, these selfed seeds would add up yearly in field populations to a hundred seeds per square meter (Portillo Lemus et al., 2022). This pattern of low rates of autogamy, that increases at the end of the flowering season, may provide the advantage of reproductive assurance (Goodwillie & Weber, 2018). In contrast, all tested S-morph individuals were self-compatible (SC) in western European populations but in their pistils, pollen tubes of the L-morph grew significantly faster and were thus advantaged to fertilize ovules when in competition with self-pollen (Portillo Lemus et al., 2022). In addition, peripatric *Lgh* populations, including European populations, were previously reported as exclusively clonal with few clonal lines (Dandelot, 2004; Okada et al., 2009). Recently established populations in France and northern Spain mostly present only one of the two compatibility modes locally, sometimes with a population of the other type a few to tens of kilometers away, which may result in effective allogamy (Portillo Lemus et al., 2021; 2022). All these different breeding systems make possible very different reproductive modes in populations, comprising all possible quantitative combinations of mainly clonal, autogamous and allogamous modes.

Here, we assessed the reproductive modes of 53 invasive *Lgh* populations across western Europe. Considering the complex case of *Lgh* in western European populations, we hypothesized that L-morph populations supposed to express a LSI should present typical genetic footprints of dominant outcrossing, or alternatively higher rates of clonality due to the local lack of compatible partners and self-pollen interferences, while S-morph populations supposed to be SC should present higher rates of sexuality prevailed by selfing. To understand the genetic impacts of reproductive modes, we also quantified the covariations of genetic indices and their importance to define the genetic diversity within the 53 genotyped populations, and compared these observations to the theoretical expectations obtained from a Wright-Fisher-like model extended to

autotetraploids (Stoeckel et al., 2024a). Finally, we took advantage from the fact that recent local populations in France and northern Spain still present only one of the two compatibility modes to compare and interpret the genetic differences found within and between L-morph (LSI) and S-morph (SC) populations, with the aim to assess the influence of LSI on genetic diversity, as similarly tackled in sporophytic self-incompatible and SC Brassicaceae species previously (Koelling et al., 2011).

Materials and methods

Sampling strategy and floral morphology of populations

We collected 795 stems of *Lgh* from 53 locations (52 locations in France and one in Catalonia, Spain), corresponding to an area that spans 580 kilometres east-to-west and 1,100 kilometres north-to-south (Figure S11). At each location, we collected 15 stems (hereafter, 'individuals') along a linear transect of 40 meters. Along each transect, we randomly collected three stems at coordinates $X_1 = 0\text{m}$; $X_2 = 10\text{m}$; $X_3 = 20\text{m}$; $X_4 = 30\text{m}$ and $X_5 = 40\text{m}$ within a one meter-square quadrat. The young leaves of each sampled individual were stored after lyophilization until DNA extraction.

We visually identified floral morphologies of flowers found along each transect within the sampled *Lgh* populations. In a previous study on seven populations among the 53 studied here (underlined population names in Figure S11), one hundred and five sampled individuals resulted to identify a binary distribution of floral morphology with formally-identified self-incompatibility types: all L-morph individuals were LSI typed and all S-morph individuals were SC typed (Portillo Lemus et al., 2021) while all these individuals succeeded to cross and give viable and fertile plants. Interestingly, these two types of populations spatially distribute in monomorphic populations along different rivers. We supposed for this study the LSI versus SC status of individuals and populations using their floral morphologies: L-morph individuals were supposed to develop a LSI system with only one self-incompatible type found so far and S-morph individuals being SC. To support this conjecture, as done in Portillo Lemus et al. (2021), we checked the fruitset in each of the 53 sampled and genotyped populations: A low fruitset, or even no fruit at all were found in L-morph individuals and populations, while full fruitsets were found in S-morph individuals and populations, in agreement with our conjecture.

In addition to the crossbreeding results in which all L- and S-morph individuals succeeded to cross, giving full fruit set and 100% viable first- and second-generation descendants (Portillo Lemus et al., 2021), we here counted the chromosome numbers on karyotypes of S-morph individuals sampled in two fruitful populations and of L-morph individuals sampled in five fruitless populations to validate that L- and S-morph individuals belong to *Lgh*. Between 50 to 150 kilometers separated two consecutive samples (populations underlined Figure S11). To prepare the karyotypes, we used the method detailed in Barloy et al. (2024) that already karyotyped a S-morph individual sampled near the French Atlantic coast. The same method was used in Bou Manobens et al. (2019) to karyotype a L-morph individual sampled in Catalunya.

Definition of the autotetraploid SNP marker set

As no molecular markers suitable for clonal discrimination were yet available for *Lgh* and *Lpm*, we generated an original set of SNP markers via RAD-Seq (Baird et al., 2008) using two pools of 15 individuals each, respectively sampled across five *Lgh* and three *Lpm* western European populations. RAD DNA library generation, sequencing and the analysis pipeline to identify *Lgh* SNP markers were carried out as described in Delord et al. (2018). In brief, DNA of *Lgh* and *Lpm* were digested by *SbfI* restriction enzyme and used to prepare DNA libraries that were then sequenced using an Illumina HiSeq3000 (150bp paired-end reads). A total of 14,233 and 34,287 RAD-Seq-determined SNPs were filtered to yield 340 and 326 SNPs, one per aligned sequence, for *Lpm* and *Lgh*, respectively. Design of primers compatible with Hi-Plex multiplexing was carried out by Melbourne Bioinformatics. Finally, sixty and fifty SNP markers matched the quality criteria

to design a Hi-Plex set of SNPs for *Lpm* and *Lgh*, respectively (Hammet et al., 2019). In our study, we only considered polymorphic SNPs that were shared between *Lgh* and *Lpm* to be sure they belong to the tetraploid part of *Lgh* genome derived from *Lpm* (Barloy et al., 2024). We finally kept this set of 36 polymorphic and stable SNP markers to genotype *Lgh* samples and analyze genetic diversity in each sampled population (primer sequences are openly listed in Stoeckel et al., 2023).

To verify that this set of SNPs was really tetraploid, we computed the Akaike's information criterion from the maximum likelihood of the best genotype considering the distribution of sequenced allele countings among individuals and markers as a function of the ploidy level, using a similar approach to that proposed by Burnham & Anderson (2002).

$$(1) \quad AIC(ploidy) = \sum_{i=1}^{l=36} \sum_{i=1}^{i=795} -2 \log \mathcal{L}(genotype_{i,l} | ploidy, data_{i,l}) + 2K$$

where $data_{i,l}$ is the distribution of sequenced alleles among A, C, G and T within individual i at locus l , and K is the number of possible genotypes given the ploidy and the four possible alleles (A, C, G and T). The likelihood of the possible genotypes $\mathcal{L}(genotype_{i,l} | ploidy, data_{i,l})$ follows a multinomial distribution of the sequenced allele countings distributed between the four different possible nucleobases (A, C, G and T).

DNA extraction, SNP marker production and genotyping

To genotype the 795 individually-tagged samples with these 36 SNPs, we extracted DNA from 25 to 30 mg of dried young leaf tissues. The DNA extractions were performed using the NucleoSpin Plant II from MACHEREY-NAGEL kit, following the manufacturer's recommendations. We used L1 buffer as lysis buffer. All individuals were genotyped from a solution of 20ng/ μ l of *Lgh* DNA, using a modified version of the Hi-Plex protocol (Hammet et al., 2019; Besnard et al., 2023). Hi-Plex is an amplicon sequencing technique (*sensu* Meek & Larson, 2019) in which all SNPs are co-amplified in a multiplex reaction before Illumina or Ion-Torrent sequencing. Here, we used Illumina. Intermediate steps include dual indexing of individual samples used for demultiplexing. Reads were then assigned to loci by aligning them to reference sequences with BWA-MEM 0.7.15-r1140 (Li & Durbin, 2010) and alleles were counted with Samtools 1.9 (Danecek et al., 2021).

Allele dosage

The posterior probabilities of each single SNP genotype within each individual (hereafter *single SNP genotype*) were computed using the likelihood of all possible genotypes considering a multinomial distribution of the number of times each nucleobase was genotyped at one SNP marker within one individual. In order to obtain the most confident dataset possible, we only assigned a genotype when its posterior probability of allele dosage exceeded 70%. When one SNP within one individual presented a posterior probability of allele dosage equal or lower than 70%, we assigned and analysed it afterward as a missing genotype.

Genotypic and genetic descriptors

We expected that populations reproducing clonally may yield repeated multi-locus genotypes (MLGs, i.e., the same genotype at all the 36 SNPs found in multiple individuals). By possibly producing these repeated genotypes and by varying the relative distribution of the number of samples of each of these distinct genotypes, rates of clonality impact genotypic richness and evenness in populations (Halkett et al., 2005; Arnaud-Haond et al., 2007).

We measured genotypic richness using the R index (Dorken & Eckert, 2001; Arnaud-Haond et al., 2005), which is defined as $R = \frac{G-1}{N_g-1}$ where G is the number of distinct genotypes (genets) and N_g is the number of genotyped individuals. We also measured genotypic evenness as the parameter β of the Pareto distribution, which describes the slope of the power-law inverse cumulative distribution of the size of MLGs (Arnaud-Haond et al., 2007): $N_{\geq x} = \alpha X^{-\beta}$

where $N_{\geq X}$ is the number of ramets in genets containing X or more ramets in the sampled population, and the parameters a and β are fitted by regression analysis. Low β -values indicate the dominance of one or few clonal lineages. Pareto β is less biased by the sampling effort than clonal richness R (Stoeckel et al., 2021a). In our sample of 15 individuals, we expected a population with only one repeated MLG to present a Pareto β value of 0.03 and a value of 3 in samples with no repeated genotypes. $\beta < 2$ indicates a population reproducing with high rates of clonality (greater than 0.8 to 0.9). For a sample size of 15 individuals, $2 < \beta < 3$ indicates intermediate to low rates of clonality (0.6 to 0.8). A β at 3, its maximum value, is indicative of a mainly sexual population, with rates of clonality ranging from zero to 0.6, depending on the other genetic indices.

Rates of clonality and selfing confer different effects on the range of within-population genetic polymorphism as well as on probabilities of genetic identities within individuals. We thus also estimated expected and observed heterozygosity H_E and H_O , allelic richness A_E , inbreeding coefficient F_{IS} , and linkage disequilibrium within each sampled population.

The inbreeding coefficient F_{IS} (Wright 1931, 1949) accounts for intraindividual genetic variation at one locus as a departure from Hardy-Weinberg assumptions of the genotyped populations. We computed one F_{IS} value per locus per population. We then reported the mean values of F_{IS} (MF_{IS}) and the inter-locus variance of F_{IS} ($VarF_{IS}$) for each population. Both MF_{IS} and $VarF_{IS}$ are very informative about the underlying reproductive systems (Stoeckel et al., 2006; David et al., 2007). Clonality makes the MF_{IS} values tend toward -1 along with high interlocus variance (Stoeckel & Masson, 2014; Stoeckel et al., 2021a). A moderate amount of sexual reproduction results in MF_{IS} values around 0 (Balloux et al., 2003). $VarF_{IS}$ varies with rates of clonality, from very limited variance expected in sexual populations to high variance in very clonal populations (Stoeckel & Masson, 2014; Stoeckel et al., 2021a). Positive MF_{IS} values are expected in populations reproducing using consanguinity and selfing (Castric et al., 2002; David et al., 2007). All sexual reproductive modes, allogamous and autogamous, result in low $VarF_{IS}$ within a population as massive recombination tends to homogenize intra-individual genetic identities along the genomes (Stoeckel et al., 2021a).

We measured linkage disequilibrium over all markers using the unbiased multilocus linkage disequilibrium index, \bar{r}_d (Agapow & Burt, 2001). This mean correlation coefficient (r) of genetic distances (d) between unordered alleles at n loci ranges from 0 to 1. This metric has the advantage of limiting the dependency of the correlation coefficient on the number of alleles and loci, and it is well suited to measure linkage disequilibrium in partially clonal populations (De Meeûs & Balloux, 2004; De Meeûs et al., 2006). In general, LD is only slightly affected by clonality, except when clonality is high ($c > 0.9$) and/or when genetic drift dominates over mutation rate (e.g., when population sizes are small $N < 50$ compared to $u = 0.001$; Navascués et al., 2010; Stoeckel et al., 2021a). In contrast, inbreeding and selfing are efficient processes for quickly generating strong LD, after only few generations. Finally, we measured genetic differentiation between populations of LSI, between populations of SC and between LSI and SC populations using ρ_{ST} , an index adapted to study autopolyploid populations (Ronfort et al., 1998). All these indices were computed using Genapopop (Stoeckel et al., 2024a), a software dedicated to analysing genetic diversity and differentiation in autopolyploid populations genotyped with confident allele dosage and reproducing through all possible rates of clonality and selfing.

We also used Spagedi (v1.5, Hardy & Vekemans, 2002) to estimate rates of selfing within autopolyploid populations genotyped with confident allele dosage. This approach infers rate of selfing (S_g) from identity disequilibrium coefficients (g_{2z} estimator), assuming that populations reproduce by self-fertilization and random mating and are at inbreeding equilibrium (David et al., 2007 for diploids; Hardy, 2016 for autopolyploids). Identity disequilibrium coefficients are measured as the correlation in heterozygosity of distinct loci within the genome, and present the advantage of being more robust to null alleles and genotyping errors than raw F_{IS} (David et al., 2007). The effect of partial clonality on g_{2z} estimator is not yet defined. We thus considered for this study that clonality would only marginally impact identity disequilibrium coefficients, the possibility to be at

the inbreeding equilibrium and the corresponding estimates of selfing. A synthesis of all these hypotheses based on previous knowledge is provided in Table SI1.

Ranking populations by clonality and selfing

We proposed and computed a synthesis index (Σ_{clon}) calculated from Pareto β and VarFIS to rank the studied populations from the less to the more clonal. These two population genetic indices are known to vary with rates of clonality being unbiased in samples (Stoeckel et al., 2021a). To avoid issues of scaling as the range of values of these descriptors are different by several orders of magnitude, Σ_{clon} is computed in each population i as the sum of Pareto $\beta(i)$ and $\text{VarFIS}(i)$ values that were previously normalized over the whole dataset, respectively $z_{\beta}(i)$ and $z_{\text{VarFIS}}(i)$.

$$(2) \quad z_{\beta}(i) = 1 - \frac{\beta(i) - \min(B)}{\max(B) - \min(B)}$$

$$(3) \quad z_{\text{VarFIS}}(i) = \frac{\text{VarFIS}(i) - \min(VF)}{\max(VF) - \min(VF)}$$

$$(4) \quad \Sigma_{\text{clon}}(i) = 1/2 [z_{\beta}(i) + z_{\text{VarFIS}}(i)]$$

where $\beta(i)$ and $\text{VarFIS}(i)$ are the measured Pareto β and variance of FIS over loci in the population i , and where $B = \{\beta(1), \beta(2), \dots, \beta(55)\}$ and $VF = \{\text{VarFIS}(1), \text{VarFIS}(2), \dots, \text{VarFIS}(55)\}$ are the respective sets of Pareto β and VarFIS over loci in the 53 populations used to obtain their minimum (\min) and maximum (\max) values.

Using the same approach as for Σ_{clon} , we computed a synthesis index (Σ_{self}) calculated from \bar{r}_d , MFIS and Sg to rank the studied populations from the less to the more selfed.

$$(5) \quad \Sigma_{\text{self}}(i) = 1/3 [z_{\bar{r}_d}(i) + z_{\text{MFIS}}(i) + z_{\text{Sg}}(i)]$$

Statistical data analysis

First, to better understand the correlation between population genetic indices and estimates of reproductive modes from a large field dataset and to compare with the theoretical correlations obtained from simulations (Stoeckel et al., 2024a), we computed a Principal Component Analysis (PCA) to comprehend the covariations of genetic indices, the correlations and the redundancies between the 17 genetic diversity indices (described above: G , R , D , Pareto β , \bar{r}_d , Ae , varAe , He , varHe , Ho , varHo , MFIS , varFIS , PID_{sib} , PID_{u} , Sg , SE.Sg) measured among the 53 sampled populations, and their link with reproductive modes including self-compatibility. We reported the amount of variation retained by the first two principal components and the correlation circle on which we plotted predictions of Σ_{clon} and Σ_{self} as supplementary variables. We also reported the score plot to visualize how L-morph (LSI) and S-morph (SC) populations distribute along the principal components of population genetic diversity. To avoid scaling issues, all descriptors were normalized before analysis.

We then analyzed the relationship between genetic diversity indices and their relationships with Σ_{clon} and Σ_{self} measured in the 53 sampled populations using Kendal partial rank-order correlation tests. We reported the corresponding matrices of correlation.

To detect differences in distribution of population genetic indices, Σ_{clon} and Σ_{self} , among floral morphs, we computed non-parametric Kruskal-Wallis tests that do not make any assumptions about the type of distribution and about homogeneity of variances between the tested distributions. When needed, we used post-hoc pairwise tests for multiple comparisons of mean rank sums (Nemenyi's test).

All statistical tests were computed using Python 3.11, Scipy.stats 1.9.3 (Virtanen et al., 2020) and scikit-posthocs (Terpilowski, 2019), except the PCA that was performed using R v4.2.2 and the library FactomineR (Lê et al., 2008).

All data and analysis results are openly available on Zenodo (Stoeckel et al., 2023; <https://doi.org/10.5281/zenodo.12760022>).

Results

Among the 53 populations, we found 40 populations with only L-morph individuals and 13 populations with only S-morph individuals (Table SI2, Figure SI1). Karyotypes of L-morph plants from two populations and of S-morph plants from five populations all presented the same number of chromosomes ($2n=80$, Figure SI2) confirming that L and S-morph individuals in France and L-morph individuals in northern Spain (Bou Manobens et al., 2019) belong to *L. grandiflora* subsp. *hexapetala* ($2n=10X=80$, Barloy et al., 2024). Akaike's information criterion on the distribution of allele counting over all our data supported tetraploidy as the best ploidy level for this set of 36 SNPs (Figure SI3), as expected from Barloy et al. (2024).

Allele dosage and missing genotypes

Within the 795 individuals genotyped at 36 SNPs (resulting in a total of 28,620 single-SNP genotypes), 99.97% (28,612) of SNPs were genotyped with posterior probability of allele dosage superior to 70% (Table SI3). In total, 785 individuals were genotyped with a full set of 36 SNPs with posterior probabilities of allele dosage higher than 70%. Ten individuals distributed in nine populations showed one of their SNP markers with posterior probabilities of allele dosage equal or lower than 70%, that we assigned therefore as missing genotypes.

Statistical power of the developed SNP marker set

Over the 36 polymorphic SNPs, we found an effective number of alleles (A_E) of 1.36 per SNP over all populations (Table SI2). Among populations, mean A_E values over the 36 SNPs were homogenous, ranging from 1.22 to 1.55 (median=1.34). We, however, found large standard deviation of A_E between SNPs within populations, ranging from 1.6 to 2.3 (median=2.1). Some SNPs were apparently fixed in some populations while polymorphic at the scale of the whole dataset. When not fixed, gene diversity H_E in polymorphic SNPs ranged from 0.14 to 0.33 (median=0.2).

These 36 SNPs in the autotetraploid part of *Lgh* would theoretically allow $4^{36}=4.7\times 10^{21}$ different possible MLGs considering the four possible nucleobases and $2^{36}=6.9\times 10^{10}$ different possible MLGs assuming two possible nucleobases per locus. Considering allele frequencies in the sampled populations, the probabilities of identities under panmixia ranged from 8.5×10^{-12} to 5.2×10^{-5} (median= 2.1×10^{-7}) and the unbiased probabilities of identity between sibs P_{ID-SIB} ranged from 4.2×10^{-6} to 8.3×10^{-3} (median= 5.6×10^{-4} ; Table SI2). We then considered that the SNP set we used to genotype the 795 sampled individuals via Hi-Plex method showed sufficient statistical power to distinguish between true MLGs, and that individuals with identical MLGs were true repeated genotypes (ramets) of a clonal lineage (a genet).

Genetic and genotypic diversity

Across populations, we identified a total of 462 distinct MLGs (genets) within the 795 sampled individuals genotyped. Among them, we found 404 genets (88%) with a single ramet and only 58 genets (12%) with more than two ramets (Figure 1, see supporting data, tab MLGs). Forty-eight genets had two to seven ramets distributed over one to six populations (median=2), seven genets with 10 to 33 ramets distributed over two to 17 populations (median=9), and one large genet of 99 ramets distributed over 24 populations (Figure 1).

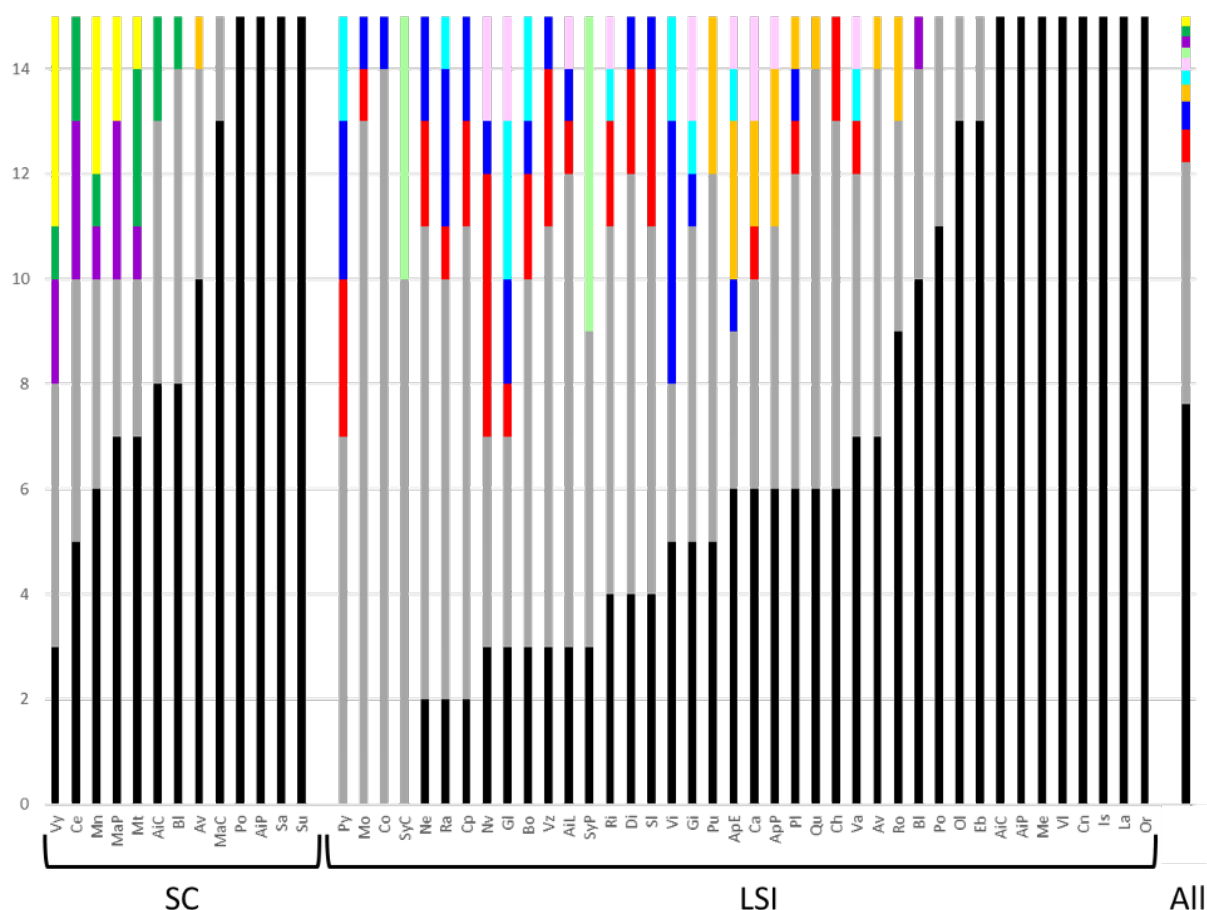


Figure 1 - Distributions of Multi-Locus Genotypes (MLGs, we consider as genet) among LSI and SC *Lgh* populations in western Europe. The y-axis represents the distribution of the genotyped samples (ramets) with the different following categories: In black, the number of unique MLGs (MLGs that were found only once over all populations); In grey, the number of MLGs with less than 7 ramets over all populations; In color, MLGs with more than 10 ramets found in multiple populations (one color per different genet, identifying the same genet across all populations). Proportions of each types of MLGs over all the populations (795 genotyped individuals) are plotted in the last right bar (All). More than half the samples are unique genotypes (black bar).

Within populations, we found from three to 15 different genets (median=12) per population among the 15 sampled individuals, implying the clear occurrence of repeated genotypes but also a wide diversity of genets within most populations (Figure 1). Accordingly, genotypic richness (R) ranged from 0.14 to 1 (median=0.79). The genotypic evenness, Pareto β , ranged from 0.056 to 3 (median=1.478, Table S12).

Observed heterozygosity H_o was also high in most populations, slightly above expected heterozygosity, ranging from 0.13 to 0.38 (median=0.26). The mean standard inbreeding coefficients (MF_{IS}) averaged over all genotyped loci within populations were negative in all 53 populations and ranged from -0.33 to -0.126 with a very negative median of -0.274 (Table S12). Variances of F_{IS} between loci within population were very high, ranging from 1.75 to 36.60 (median=27.57). All these measures argued for reproductive modes implying high rates of clonality.

Estimates of selfing (S_g) were overall low with a handful of high values, ranging from 0 to 0.61 (median=0.06). Fifteen populations (28%) were estimated with no selfing. Nineteen populations

(36%) showed non-zero estimates under 0.1, 13 populations (25%) between 0.1 and 0.29, and six populations (11%) with estimates between 0.42 and 0.61.

Finally, linkage disequilibria within populations between genotyped SNPs were overall low, with r_d values ranging from 0 to 0.51 with a median value of 0.12. Forty-two populations (79%) were under 0.25, and only eight populations (21%) showed linkage disequilibrium between 0.25 and 0.51.

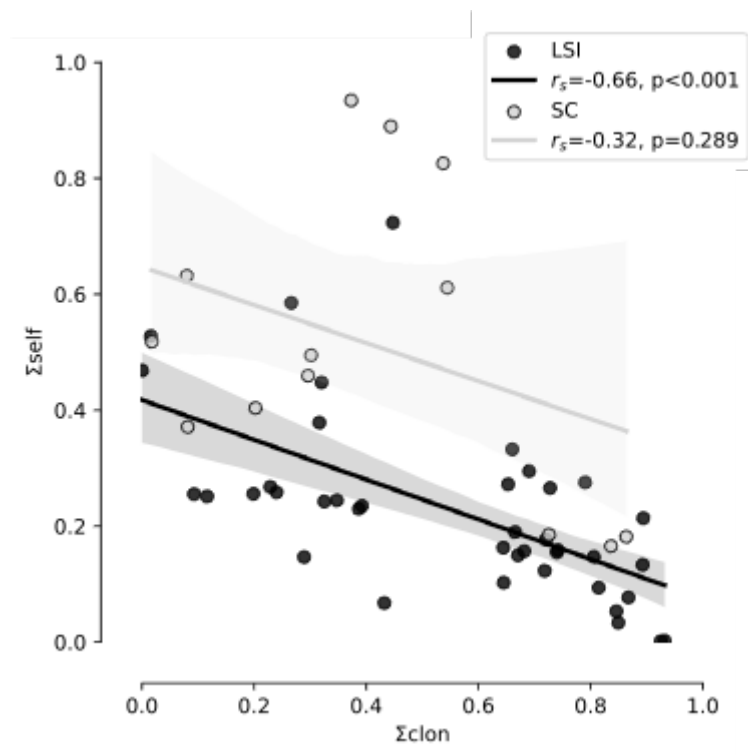


Figure 2 - Correlations between Σ_{CLON} and Σ_{SELF} found in 13 SC populations (light grey points and regression line) and 40 LSI populations (black points and regression line). 95% confidence intervals are given for LSI and SC populations in dark grey and light grey, respectively. Spearman rank-order correlation coefficients (r_s) and probabilities that Σ_{CLON} and Σ_{SELF} would not be correlated (p) are reported for LSI and SC populations.

Analyses of covariations between population genetic indices

The first two components of the principal component analysis on the values of genetic diversity found in the 53 genotyped populations accounted for 70.6% of the total variance between populations (Figure S14). Non-parametric Kendall partial rank-order correlations between genetic indices (Table S14) and correlations on the first two principal components from the 17 population genetic indices measured showed three non-collinear groups of associated genetic indices (Figure S14.A) that are very similar to the theoretical groups of population genetic indices expected to covary with different rates of clonality, selfing and outcrossing in autopolyploids (Stoeckel et al., 2024a). A first cluster regrouped G , D^* , R , Pareto β and $VarF_{IS}$, indices that are known to be sensitive to clonality (Stoeckel et al., 2021a) but also $VarH_e$, $VarH_o$, and $VarA_e$. This cluster largely explains the first dimension (47.7% of the total variance) of the PCA and was collinear to Σ_{CLON} (also see Figure S14.B). As expected under partial clonality, $VarF_{IS}$ was negatively correlated to genotypic diversity indices (R and β ; Figure S15). The second cluster regrouped P_{ID-SIB} , P_{ID-U} , H_E , A_E and H_o , indices that are linked to the general genetic diversity of populations (Figure S14.A). The third cluster regrouped S_g , $SE.S_g$, MF_{IS} and r_d , indices that are usually used to identify, rank and estimate rates of selfing versus outcrossing in sexual populations (Castric et al., 2002; Bürkli et al., 2017). The second dimension of the PCA (22.9% of the total variance) was mostly correlated

to H_o , S_g , H_e and r_D which was collinear to Σ_{SELF} (Figure SI4.C). The clusters of genetic indices were corroborated by the correlation between Σ_{CLON} and genetic indices (Figure SI5) and Σ_{SELF} and genetic indices (Figure SI6).

The correlation across populations between Σ_{CLON} and Σ_{SELF} was negative and highly significant ($r_s = -0.66$; $p < 0.001$; Figure 2). This correlation within LSI populations was negative and highly significant ($r_s = -0.65$; $p < 0.001$) while it was no significant in SC populations ($r_s = -0.32$; $p = 0.289$).

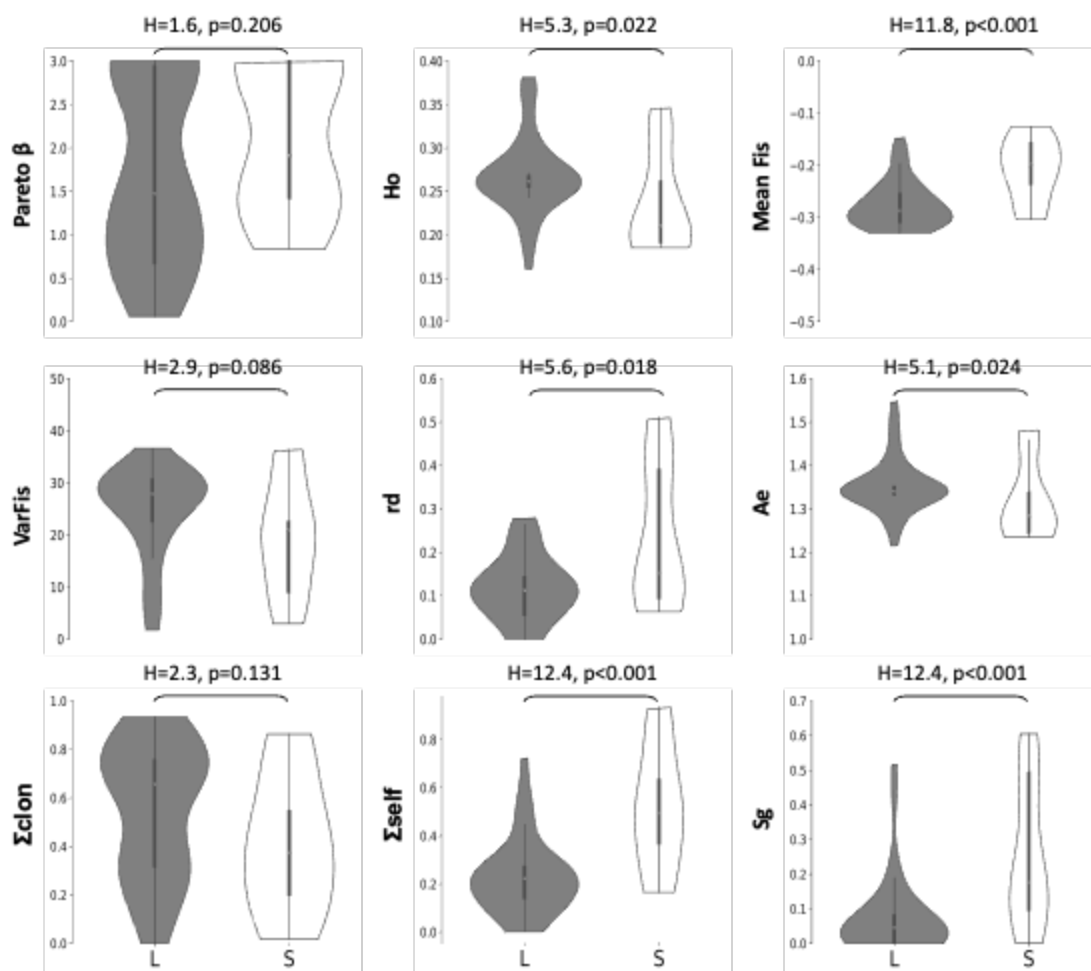


Figure 3 - Violin plots comparing distributions of genetic indices in LSI (L, grey) versus SC (S, white) populations. Violin plots are cut for their minimum and maximum values. Kruskal-Wallis tests are reported as H-statistics as well as the probability that LSI and SC population would present the same distribution of genetic indices.

Differences in genetic diversity and structure between L- and S-morph populations

The number of ramets per genet was similar in L-morph (LSI) and S-morph (SC) populations ($H=1.85$, $p=0.173$, Figure 1 & SI7), as were their genotypic richness (R , $H=1.23$, $p=0.267$) and evenness (Pareto's β , $H=1.60$, $p=0.206$; Table SI2). The distributions of other population genetic indices related to clonality were also not significantly different between in L-morph (LSI) and S-morph (SC) populations (VarFis : $H=2.94$, $p=0.086$; P_{ID-SIB} : $H=1.98$, $p=0.160$ and Σ_{CLON} $H=2.28$, $p=0.131$; Figure 3).

Mean observed heterozygosity (H_o , $H=5.27$, $p=0.022$) and their variances ($\text{Var}H_o$, $H=13.85$, $p<0.001$), mean effective number of alleles per locus (A_e , $H=5.13$, $p=0.024$) and its variance over locus ($\text{Var}A_e$, $H=9.49$, $p=0.002$), MF_{IS} ($H=11.85$, $p<0.001$), linkage disequilibrium (r_D , $H=5.55$, $p=0.018$), estimate of selfing rates (S_g , $H=12.39$, $p<0.001$) and its standard error over loci (SES_g , $H=9.58$, $p=0.002$) significantly differed between in L-morph (LSI) and S-morph (SC) populations.

S-morph (SC) populations, compared to L-morph (LSI), showed lower mean observed heterozygosity (medians, L-morph: 0.262, S-morph: 0.210) and less variance between loci (medians, L-morph: 2.400, S-morph: 1.859), lower effective number of alleles (medians, L-morph: 1.341, S-morph: 1.283) and less variance between loci (medians, L-morph: 4.419, S-morph: 3.580), higher linkage disequilibrium (medians, L-morph: 0.113, S-morph: 0.152), higher estimates of selfing rate (medians, L-morph: 0.045, S-morph: 0.175) even if with higher standard error between loci (medians, L-morph: 0.058, S-morph: 0.156) and higher Σ_{SELF} (medians, L-morph: 0.222, S-morph: 0.495).

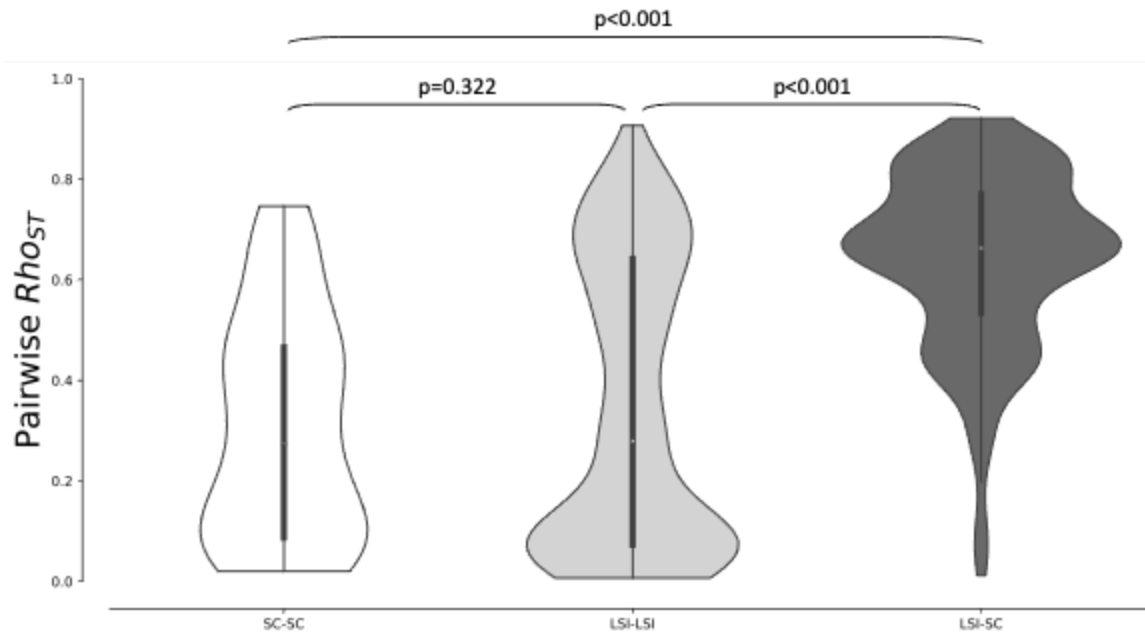


Figure 4 - Distributions of pairwise ρ_{ST} within pairs of SC populations (white violin plot), pairs of LSI populations (light grey violin plot) and between pairs of LSI and SC populations (dark grey violin plot). Probabilities that pair of non-parametric distributions are equal are reported.

Genetic differentiation (ρ_{ST}) among pairs of S-morph (SC) populations (median value of $\rho_{\text{ST}}=0.27$) was comparable to the genetic differentiation found among pairs of L-morph (LSI) populations (median value of $\rho_{\text{ST}}=0.26$; $H=319.37$, post-hoc $p=0.322$; Figure 4). The median of ρ_{ST} between pairs of L-morph (LSI) and S-morph (SC) populations reached 0.65. The distribution of inter-morph ρ_{ST} values differed both from the distribution of pairs of intra-L-morph (LSI) ρ_{ST} values (post-hoc $p<0.001$) and from the distribution of pairs of intra-S-morph (SC) ρ_{ST} values (post-hoc $p<0.001$).

The minimum spanning tree of genetic distances between individuals computed with *GenAPoPop* showed quite clustered distributions of L-morph (LSI) and S-morph (SC) individuals but also with clear evidence of admixtures between their lineages (Figure 5).




Figure 5 - Minimum spanning tree of the genetic distances (number of different alleles) between L-morph (LSI, grey points) and S-morph (SC, white points) individuals. Arrows indicate some of the evidences of admixture between LSI and SC lineages.

Discussion

We used population genetics on autotetraploid SNPs with allele dosage to assess the rate of clonality, of selfing and of outcrossing (i.e., reproductive mode) of 53 populations of *Ludwigia hexapetala* subsp. *grandiflora* (*Lgh*) recently colonizing western European watersheds.

To achieve this goal, we developed reproducible codominant molecular markers (SNPs) that enabled allele dosage-based genotyping of sampled individuals. We then used tailored computational analyses to perform confident population genetic analyses in autopolyploids. These two methodological steps allowed solving the remaining challenges to perform population genetic analyses in autopolyploids (Dufresne et al., 2014), including *Lgh*. The resulting framework can be applied to any autopolyploid species.

Lgh develops two floral morphs respectively associated with a Late-acting self-incompatible system (L-morph) and a self-compatible system (S-morph, Portillo Lemus et al., 2021; 2022). Interestingly, the sampled populations in western Europe showed either L- or S-morph resulting in two groups of sampled populations: one group of 40 L-morph (LSI) populations and one group of 13 S-morph (SC) populations. They live in similar ecological conditions (Portillo Lemus et al., 2021) which thereby provides a rare opportunity to characterize the genetic consequences of an LSI system compared to a group of SC populations in the same species and ecological context.

Five L-morph and two S-morph water primrose populations separated by 50 to 150 km from one to the other in France we karyotyped, all had 80 chromosomes corresponding unequivocally to the species *Ludwigia grandiflora* subsp. *hexapetala* and thus didn't find any individual with 48 chromosomes corresponding to *Ludwigia grandiflora* subsp. *grandiflora*. These results agree with previous observations of Dandelot et al. (2005) and Barloy et al. (2024) in France, Bou Manobens et al. (2019) in northern Spain and Armitage et al. (2013) in Great Britain.

Most of the genetic variance explained by clonality and selfing among *Lgh* populations

The correlations of population genetics indices on the 53 genotyped *Lgh* populations (Figure S14) were congruent with previous theoretical predictions on the variations of genetic indices with different rates of clonality and selfing for autopolyploid populations (Stoeckel et al., 2024a). Identical covariations were already predicted by Wright-Fisher-like models adapted for diploid (Stoeckel et al., 2021a) and haplodiplontic life-cycles (Stoeckel et al., 2021b), and validated respectively using multiple field populations of marine phanerogams for diploids (Arnaud-Haond et al., 2020) and of brown, green, red algae and mosses for haplodiplontics (Krueger-Hadfield et al., 2021). All these predictions and observations argue for the primary importance of reproductive mode, especially of high clonality, to drive variation in genetic diversity within populations (Duminil et al., 2007). They support the methodological importance of accurate assessment of rates of clonality and of selfing before starting to interpret genetic diversity.

Dominant clonality within the western European *Lgh* populations

Previous field and lab observations of peripatric *Lgh* populations reported massive production of dispersing vegetative propagules, rapid expansions of patches, and an important capacity for spontaneous cutting-planting (Dandelot et al., 2005; Thouvenot et al., 2013; Grewell et al., 2016; Skaer Thomason et al., 2018a,b). Okada et al. (2009) genotyped around 800 individuals sampled in 27 *Lgh* populations in Californian wetlands using a set of eight AFLP markers and reported an extremely reduced clonal diversity: 95% of the samples had the same genotype and 18 populations over 27 (67%) supported a single AFLP-genotype. All over the UK, only two haplotypes on 14 sampled stems were found using chloroplast sequences (Armitage et al., 2013). These haplotypes were even shared with some *Lgh* samples invading California. With no measure of the probability of identity to assess the marker set, these results could be due to the lack of resolution of the markers used resulting in an artificially elevated measure of clonality (Waits et al., 2001; Villate et al., 2010). In any case, all these studies concluded that invasive populations of *Lgh* in Europe and in USA reproduce by exclusive clonality, with a very narrow base of ancestral clones or being monoclonal (Dandelot et al., 2005; Okada et al., 2009; Thouvenot et al., 2013; Grewell et al., 2016).

In our study, we chose to develop and use SNPs rather than AFLP markers. The latter can be challenging in terms of precisely sizing fragments, leading to suboptimal reproducibility, particularly across different platforms (Fry et al., 2009). The 36 SNPs we developed are easily reproducible, accurate enough to distinguish between offspring of sibling mating as evidenced by the probabilities of identity we obtained, and less expensive.

With these SNPs, we found typical genetic signatures of high clonality, including clear occurrence of replicated genotypes and mean negative F_{IS} values with high interlocus variances, in all the 53 western European populations we genotyped. Globally, gene diversities measured in these invasive *Lgh* populations were in the higher range of values commonly found for SNPs (Fischer et al., 2017; Schmidt et al., 2021). Such levels of gene diversity are in line with strong rates of clonality that buffer the loss of alleles due to genetic drift (Reichel et al., 2016; Stoeckel et al., 2021b). Among the 58 MLGs with replicates, seven MLGs were found in a single population and 51 MLGs were found in multiple sites. Clonal propagules of *Lgh* are known to disperse carried by river current and by birds (zoochory: seedlings have the ability to stick to feathers; Grewell et al., 2016). Clonal reproduction by rhizomes at the local scale and by the dispersal of clonal propagules would thus be the main source of population growth and invasive spread of *Lgh* in western Europe.

Our results also report a previously-underestimated genotype diversity in the invasive populations in western Europe. We found 462 distinct MLGs (genets) out of 795 individuals within these populations and the large majority of these MLGs (404, thus 88%) were only sampled once in the 53 populations. Our results are still congruent with Dandelot (2004) unpublished measures obtained in three Mediterranean populations using inter-simple sequence repeats (ISSRs). This data reports three and seven genotypes over 11 sampling units within two *Lgh* populations and two genotypes over nine sampling units in a third population, all sampled in the south-east of

France. These results could reveal contrasted situations between *Lgh* populations introduced in the USA and continental Europe.

Between 10 and 40% of sexual reproduction in *Lgh* populations in western Europe

Beyond the qualitative indication of dominant clonality, we then aimed at estimating the rates of sexuality in each of these 53 populations. All showed small to medium values of linkage disequilibrium between SNPs. Such values are expected in highly but non-exclusive clonal populations with large population sizes (Navascués et al., 2010; Stoeckel et al., 2021a). Thirty-two populations showed Pareto β values of their distributions of clonal sizes under 2, which are only found in theoretical populations with rates of clonality higher than 0.8 (Stoeckel et al., 2024a). All 53 populations showed mean negative F_{IS} with high interlocus variance, with values observed in theoretical populations with rates of clonality higher than 0.6 but under 0.9 (Balloux et al., 2003; Stoeckel & Masson, 2014; Reichel et al., 2016; Stoeckel et al., 2024a). All these values of population genetic indices were consistent with the interpretation that *Lgh* populations in western Europe must reproduce with effective rates of clonality between 60% and 90%, thus with 10% to 40% sexuality (De Meeûs et al., 2006; Arnaud-Haond et al., 2020; Stoeckel et al., 2024a). These estimates were also supported by the local evidence of recombination between clonal lineages, and even between L-morph (LSI) and S-morph (SC) lineages at the scale of a watershed (Figure 5). The diversity of genotypes detected in western Europe is thus indicative of rare but significant local sexual events rather than of a large clonal diversity that would have maintained and propagated by exclusive clonality since its introduction. Our results newly advocate that sexual reproduction should not, therefore, be overlooked in these invasive populations, especially in management plans.

Genetic consequences of LSI compared to self-compatible populations

The late-acting SI system remains one of the less studied breeding systems among the mechanisms favouring outcrossing in plants (Gibbs, 2014). Its efficiency to favour outcrossing and its consequences on genetic diversity within populations, especially considering its low but common failures, were not yet deciphered and not yet compared to SC populations in the same ecological conditions, as already previously explored for gametophytic and sporophyte SI systems (Busch, 2005; Koelling et al., 2011).

The maintenance of SI systems is one of the most intriguing evolutionary puzzles (Porcher & Lande, 2005; Igic et al., 2008). Indeed, SI systems are fated to breakdown because SC individuals present the advantage of reproductive assurance when compatible partners are limited, especially in peripatric conditions (Eckert et al., 2006). This advantage is even absolute when no compatible partners are available within pollination range, as we commonly found in *Lgh* populations in western Europe (Figure S11). Conversely, outcrossing imposed by SI systems decreases the probability of expressing deleterious mutations in descendants as compared to selfing with the same genetic background (Rice, 2004; Navascués et al., 2010).

We found that the 40 populations with L-morph individuals (LSI) had a higher number of effective alleles, higher gene diversity, higher observed heterozygosity and less linkage disequilibrium than the 13 populations with S-morph individuals (SC; Figure 3).

These genetic differences are very unlikely to directly result from the consequences of the LSI system hitchhiked to the whole genome in L-morph individuals and populations. Indeed, it would imply either that all the 36 SNPs would be physically linked to the genes under negative frequency-dependent selection coding for the LSI or that *Lgh* outcrossed for many generations in small population sizes (Glémin et al., 2001; Navascués et al., 2010). *Lgh* in western Europe develops including far more than thousands of stems per local population (Portillo Lemus et al., 2021) and the linkage disequilibrium values also argued for large effective population sizes. We found similar estimated rates of sexuality and of clonality between L-morph and S-morph populations, using Σ_{CLON} and all indices sensible to clonality (R , Pareto β and $VarF_{IS}$; Figure 3). We however found significant difference in estimates of selfing between L-morph (LSI) and S-morph (SC) populations,

and in Σ_{SELF} and in all indices sensible to selfing (Ae, linkage disequilibrium, Ho, mean Fis) revealing typical signatures of higher selfing rates in S-morph populations. Hardy (2016) method estimated a median selfing rate (Sg) of 0.18 in S-morph populations versus 0.05 in L-morph populations. Consequently, the genetic differences we found between S-morph and L-morph populations may thus rather be due to the effects of selfing impacting S-morph (SC) populations than due to outcrossing protecting the loss of genetic diversity or rates of clonality in L-morph (LSI) populations.

Advantages of dominant clonality with preferential allogamy in invasive *Lgh* populations

Uniparental clonal reproduction (including clonality and selfing) may help the demographical maintenance of plants spreading out of their native range with limited or even without compatible or less related sexual partner at pollination distance (Baker's conjecture: Barrett et al., 2008; Pannell et al., 2015). If they rather reproduce using selfing, their descendants increase the probability to express inbreeding depression and to lose heterozygosity. Some invasive populations develop with low genetic diversity (He et al., 2024), questioning on the biological and environmental factors that may explain their success (i.e., the genetic paradox of invasions, Allendorf & Lundquist, 2003). But many other plants spread out of their native ranges with substantial genetic diversity and using reproductive modes that favour outcrossing (Roman & Darling, 2007; Forsman, 2014), like *Lgh* populations in western Europe, mostly when developing in harsh and stressful conditions (Fox & Reed, 2011) or when the costs of inbreeding depression expressed by selfing are superior to the benefits of reproductive assurance (Layman et al., 2017).

Peripatric populations of *Lgh* in western Europe seem to solve all these problems and paradox by mixing clonality with preferential allogamy: clonality allows the local maintenance and spreading of population without losing heterozygosity and genetic diversity, and subtle but significant sexuality with preferential allogamy, favoured by LSI and faster growth of crossed-pollen tubes, enables recombination between lineages favouring the emergence of locally adapted genomes with potential higher vigour and fertility (heterosis: Darwin, 1876; Lippman & Zamir, 2007; Birchler et al., 2010).

This reproductive mode, i.e. dominant clonality with preferential allogamy, is common in plants (Vallejo-Marin et al., 2010). The micro-physiological mechanism(s) slowing down the growth of self-pollen tubes, rather than blocking them, in simultaneous monoecious and hermaphrodite SC species and resulting to favour allogamy when compatible pollen is available may also be common in plant, although potentially overlooked (Glover, 2007; Nasrallah, 2017). In such peripatric conditions, selfing would thus only present the limited or transient advantage to produce seeds that can maintain in local seed banks and with different dispersal properties compared to clonal propagules. The limited benefit of selfing in this species may explain why, based on photos collected on the web, L-morph (LSI) individuals seem more frequent in peripatric than in native populations, and why in western Europe, around 76% of the populations are L-morph (LSI) against 24% of S-morph (SC; Portillo Lemus et al., 2021). Our results thus call for measuring the true proportions of LSI and SC in invasive versus native worldwide *Lgh* populations with estimation of their rates of clonality and of selfing.

Unusual selfing syndrome in *Lgh* populations

Highly selfed populations of different plant species tend to share similar morphology and functions resulting in a set of traits called *selfing syndrome*, including reduced flower size (Darwin, 1876; Tsuchimatsu & Fujii, 2022). Selfing syndrome, including reduced flower size, seems to evolve rapidly, as observed for example in five generations in *Mimulus guttatus* (Bodbyl Roels & Kelly, 2011), in four generations in *Silene latifolia* (Delph et al., 2004), in three generations in *Phlox drummondii* (Lendvai & Levin, 2003) and after only two generations in *Eichhornia paniculata* (Worley & Barrett, 2000).

On the contrary, S-morph (SC) individuals in *Lgh* develop larger flowers than allogamous L-morphs (Portillo Lemus et al., 2021). However, S-morph (SC) individuals and populations

dominantly reproduced using clonality and produced selfed offspring only when lacking crossed pollen. Both clonality and faster growth of crossed-pollen tubes may delay or even compromise the emergence of the first steps of a selfing syndrome. These two traits may call for further studies on the emergence of selfing syndrome in partially clonal and selfed populations.

Conclusion

We found that peripatric populations of *Lgh* in western Europe reproduced using dominant clonality with limited but stable significant sexuality with preferential outcrossing, in nearly all populations, within a large clonal diversity. *Lgh* is one of the most invasive aquatic plants in the world, and considerable efforts are made to limit its deleterious effects in the newly colonized ecosystems (Thouvenot et al., 2013; Grewell et al., 2016; Portillo Lemus et al., 2021). The rare sexual events, allogamous when possible, occurring in invasive peripatric populations of *Lgh* may favour the emergence of new genotypes, more adapted to local conditions. Managers should thus chiefly concentrate their actions on the most sexual populations, and on the contact zones between S- and L-morph populations in France. We also found variations of the rates of clonality and of selfing among *Lgh* populations. Considering the importance of reproductive modes on the dynamics and evolution of populations (Duminil et al., 2007; Ellegren & Galtier, 2016; Glémin et al., 2019), our results advocate that management actions should consider the local effective reproductive modes to control *Lgh* population by population. Finally, knowing the reproductive modes of populations, the distribution of clones and the self-compatibility across western European populations now allow deciphering and interpreting their population structure, identifying their origin and routes, and predicting their possible short-term dynamics.

Data and Supplementary Information

Supplementary information can be downloaded at <https://doi.org/10.5281/zenodo.13610355>. (Stoeckel et al., 2024b). Supporting data can be downloaded at <https://doi.org/10.5281/zenodo.12760022> (Stoeckel et al., 2023).

Acknowledgements

We thank Michel Bozec (UMR DECOD), Diane Corbin (FRAPNA Loire-Ecopôle du Forez), Guillaume Le Roux (Reserve Naturel Val d'Alier Châtel-de-Neuvre), Fabrice Dejoux (Service Agriculture Environnement Roannais Agglomération and Jordi Bou Manobens (University of Girona, Spain) for helping to collect *Lgh* samples. We thank Olivier Coriton and Virginie Huteau for their help acquiring karyotypes.

We warmly thank Ingrid Leveque, Marie-Therese Delaroche, Gervaise Fevrier and Patricia Nadan for their administrative support and facilitation.

We thank Dr Ines Alvarez, Dr Rubén Torices and two anonymous reviewers for their comments and proposals that enhanced the communication of our work in this manuscript. We especially thank Dr Ines Alvarez for her time and her implication as Recommender for Peer Community In Evolutionary Biology.

Preprint version 4 of this article has been peer-reviewed and recommended by Peer Community In Evolutionary Biology (<https://doi.org/10.24072/pci.evolbiol.100788>, Alvarez, 2024)

Funding information

This work was supported by FEDER Région Centre-Val de Loire, by Agence de l'eau Loire-Bretagne (grant Nature 2045, programme 9025, AP 2015 9025) and by the French National Research Agency (project Clonix2D ANR-18-CE32-0001). FEDER funded the doctoral grant of L. Portillo Lemus and salary of Marilyne Harang. Postdoctoral grant of Ronan Becheler was funded by Clonix2D ANR-18-CE32-0001.

Conflict of interest

The authors declare that they have no financial conflicts of interest based on the content of this article.

Author contributions

DB and SS laid the foundation of this work, conceived the study and were responsible for funding applications. LPL, MH and DB collected samples and performed field observations. LPL and DB read karyotypes and counted chromosomes. EP and DB conceived and supervised RAD4SNP and Hi-Plex methodology, BJP and DJP contributed to define the SNP set. LPL, MH and ALB performed RAD4SNP approach to develop the SNPs. LPL and MH extracted DNA and genotyped the samples, SMC and RCV sequenced the data. GL performed the bioinformatic analyses and SS computed the Bayesian allele dosages. DB, LPL and SS performed early data explorations at the end of LPL PhD thesis that was supervised by DB and SS. RB and SS performed computations and analyses, tracked and managed the bibliography, produced tables, figures and interpretation. DB, RB and SS wrote the manuscript. All authors read and approved the final manuscript.

References

- Agapow P-M, Burt A (2001) Indices of multilocus linkage disequilibrium. *Molecular Ecology Notes*, **1**, 101–102. <https://doi.org/10.1046/j.1471-8278.2000.00014.x>
- Allendorf FW, Lundquist LL (2003) Introduction: Population Biology, Evolution, and Control of Invasive Species. *Conservation Biology*, **17**, 24–30. <https://doi.org/10.1046/j.1523-1739.2003.02365.x>
- Alvarez I (2024) Mixed reproduction modes explain a high genetic diversity in the invasive plant *Ludwigia grandiflora* subsp. *hexapetala* in western Europe. *Peer Community in Evolutionary Biology*, **1**, 100788. <https://doi.org/10.24072/pci.evolbiol.100788>
- Armitage JD, Könyves K, Bailey JP, David JC, Culham A (2013) A molecular, morphological and cytological investigation of the identity of non-native *Ludwigia* (Onagraceae) populations in Britain. *New Journal of Botany*, **3**, 88–95. <https://doi.org/10.1179/2042349713Y.0000000023>
- Arnaud-Haond S, Alberto F, Teixeira S, Procaccini G, Serrão EA, Duarte CM (2005) Assessing Genetic Diversity in Clonal Organisms: Low Diversity or Low Resolution? Combining Power and Cost Efficiency in Selecting Markers. *Journal of Heredity*, **96**, 434–440. <https://doi.org/10.1093/jhered/esi043>
- Arnaud-Haond S, Duarte CM, Alberto F, Serrão EA (2007) Standardizing methods to address clonality in population studies. *Molecular Ecology*, **16**, 5115–5139. <https://doi.org/10.1111/j.1365-294X.2007.03535.x>
- Arnaud-Haond S, Stoeckel S, Bailleul D (2020) New insights into the population genetics of partially clonal organisms: When seagrass data meet theoretical expectations. *Molecular Ecology*, **29**, 3248–3260. <https://doi.org/10.1111/mec.15532>
- Baird NA, Etter PD, Atwood TS, Currey MC, Shiver AL, Lewis ZA, Selker EU, Cresko WA, Johnson EA (2008) Rapid SNP Discovery and Genetic Mapping Using Sequenced RAD Markers. *PLOS ONE*, **3**, e3376. <https://doi.org/10.1371/journal.pone.0003376>
- Balloux F, Lehmann L, de Meeûs T (2003) The Population Genetics of Clonal and Partially Clonal Diploids. *Genetics*, **164**, 1635–1644. <https://doi.org/10.1093/genetics/164.4.1635>
- Barloy D, Lemus LP-, Krueger-Hadfield SA, Huteau V, Coriton O (2024) Genomic relationships among diploid and polyploid species of the genus *Ludwigia* L. section *Jussiaea* using a combination of cytogenetic, morphological, and crossing investigations. *Peer Community Journal*, **4**, e8. <https://doi.org/10.24072/pcjournal.364>

- Barrett SCH, Colautti RI, Eckert CG (2008) Plant reproductive systems and evolution during biological invasion. *Molecular Ecology*, **17**, 373–383. <https://doi.org/10.1111/j.1365-294X.2007.03503.x>
- Becheler R, Guillemin M-L, Stoeckel S, Mauger S, Saunier A, Brante A, Destombe C, Valero M (2020) After a catastrophe, a little bit of sex is better than nothing: Genetic consequences of a major earthquake on asexual and sexual populations. *Evolutionary Applications*, **13**, 2086–2100. <https://doi.org/10.1111/eva.12967>
- Becheler R, Masson J-P, Arnaud-Haond S, Halkett F, Mariette S, Guillemin M-L, Valero M, Destombe C, Stoeckel S (2017) ClonEstiMate, a Bayesian method for quantifying rates of clonality of populations genotyped at two-time steps. *Molecular Ecology Resources*, **17**, e251–e267. <https://doi.org/10.1111/1755-0998.12698>
- Besnard A-L, Park DJ, Pope BJ, Hammet F, Michon-Coudouel S, Biget M, Krueger-Hadfield SA, Mauger S, Petit EJ (2023) Workflow for SNP genotyping using the Hi-Plex method. <https://doi.org/10.17504/protocols.io.8epv5jnnnl1b/v2>
- Birchler JA, Yao H, Chudalayandi S, Vaiman D, Veitia RA (2010) Heterosis. *The Plant Cell*, **22**, 2105–2112. <https://doi.org/10.1105/tpc.110.076133>
- Bodbyl Roels SA, Kelly JK (2011) Rapid evolution caused by pollinator loss in *Mimulus guttatus*. *Evolution*, **65**, 2541–2552. <https://doi.org/10.1111/j.1558-5646.2011.01326.x>
- Bou Manobens J, Portillo Lemus LO, Curcó i Massip A (2019) New contributions to allochthonous *Ludwigia* species (Onagraceae) on Catalonia. *Butlletí de la Institució Catalana d'Història Natural*, 45–48. <https://doi.org/10.2436/20.1502.01.4>
- Brennan AC, Harris SA, Tabah DA, Hiscock SJ (2002) The population genetics of sporophytic self-incompatibility in *Senecio squalidus* L. (Asteraceae) I: S allele diversity in a natural population. *Heredity*, **89**, 430–438. <https://doi.org/10.1038/sj.hdy.6800159>
- Bürkli A, Sieber N, Seppälä K, Jokela J (2017) Comparing direct and indirect selfing rate estimates: when are population-structure estimates reliable? *Heredity*, **118**, 525–533. <https://doi.org/10.1038/hdy.2017.1>
- Busch JW (2005) Inbreeding depression in self-incompatible and self-compatible populations of *Leavenworthia alabamica*. *Heredity*, **94**, 159–165. <https://doi.org/10.1038/sj.hdy.6800584>
- Busch JW, Urban L (2011) Insights Gained From 50 Years of Studying the Evolution of Self-Compatibility in *Leavenworthia* (Brassicaceae). *Evolutionary Biology*, **38**, 15–27. <https://doi.org/10.1007/s11692-010-9104-5>
- Castric V, Bernatchez L, Belkhir K, Bonhomme F (2002) Heterozygote deficiencies in small lacustrine populations of brook charr *Salvelinus fontinalis* Mitchell (Pisces, Salmonidae): a test of alternative hypotheses. *Heredity*, **89**, 27–35. <https://doi.org/10.1038/sj.hdy.6800089>
- Castric V, Vekemans X (2004) INVITED REVIEW: Plant self-incompatibility in natural populations: a critical assessment of recent theoretical and empirical advances. *Molecular Ecology*, **13**, 2873–2889. <https://doi.org/10.1111/j.1365-294X.2004.02267.x>
- Charlesworth D (2006) Evolution of Plant Breeding Systems. *Current Biology*, **16**, R726–R735. <https://doi.org/10.1016/j.cub.2006.07.068>
- Charlesworth D, Vekemans X, Castric V, Glémin S (2005) Plant self-incompatibility systems: a molecular evolutionary perspective. *New Phytologist*, **168**, 61–69. <https://doi.org/10.1111/j.1469-8137.2005.01443.x>
- Chen X, Hao S, Wang L, Fang W, Wang Y, Li X (2012) Late-acting self-incompatibility in tea plant (*Camellia sinensis*). *Biologia*, **67**, 347–351. <https://doi.org/10.2478/s11756-012-0018-9>
- Dandelot S (2004) Les *Ludwigia* spp. Invasives du Sud de la France : Historique, Biosystématique, Biologie et Ecologie. These de doctorat Thesis. Aix-Marseille 3.
- Dandelot S, Verlaque R, Dutartre A, Cazaubon A (2005) Ecological, Dynamic and Taxonomic Problems Due to *Ludwigia* (Onagraceae) in France. *Hydrobiologia*, **551**, 131–136. <https://doi.org/10.1007/s10750-005-4455-0>
- Danecek P, Bonfield JK, Liddle J, Marshall J, Ohan V, Pollard MO, Whitwham A, Keane T, McCarthy SA, Davies RM, Li H (2021) Twelve years of SAMtools and BCFtools. *GigaScience*, **10**, giab008. <https://doi.org/10.1093/gigascience/giab008>

- Darwin, C. R. (1876) *The effects of cross and self-fertilization in the vegetable kingdom*. London. <https://doi.org/10.5962/bhl.title.110800>
- David P, Pujol B, Viard F, Castel V, Goudet J (2007) Reliable selfing rate estimates from imperfect population genetic data. *Molecular Ecology*, **16**, 2474–2487. <https://doi.org/10.1111/j.1365-294X.2007.03330.x>
- De Meeûs T, Balloux F (2004) Clonal reproduction and linkage disequilibrium in diploids: a simulation study. *Infection, Genetics and Evolution*, **4**, 345–351. <https://doi.org/10.1016/j.meegid.2004.05.002>
- De Meeûs T, Lehmann L, Balloux F (2006) Molecular epidemiology of clonal diploids: A quick overview and a short DIY (do it yourself) notice. *Infection, Genetics and Evolution*, **6**, 163–170. <https://doi.org/10.1016/j.meegid.2005.02.004>
- De Meeûs T, Prugnolle F, Agnew P (2007) Asexual reproduction: Genetics and evolutionary aspects. *Cellular and Molecular Life Sciences*, **64**, 1355–1372. <https://doi.org/10.1007/s00018-007-6515-2>
- De Nettancourt D (1997) Incompatibility in angiosperms. *Sexual Plant Reproduction*, **10**, 185–199. <https://doi.org/10.1007/s004970050087>
- De Nettancourt D (2001) *Incompatibility and Incongruity in Wild and Cultivated Plants*. Springer, Berlin, Heidelberg. <https://doi.org/10.1007/978-3-662-04502-2>
- Delord C, Lassalle G, Oger A, Barloy D, Coutellec M-A, Delcamp A, Evanno G, Genthon C, Guichoux E, Le Bail P-Y, Le Quilliec P, Longin G, Lorvelec O, Massot M, Reveillac E, Rinaldo R, Roussel J-M, Vigouroux R, Launey S, Petit EJ (2018) A cost-and-time effective procedure to develop SNP markers for multiple species: A support for community genetics. *Methods in Ecology and Evolution*, **9**, 1959–1974. <https://doi.org/10.1111/2041-210X.13034>
- Delph LF, Gehring JL, Frey FM, Arntz AM, Levri M (2004) Genetic constraints on floral evolution in a sexually dimorphic plant revealed by artificial selection. *Evolution*, **58**, 1936–1946. <https://doi.org/10.1111/j.0014-3820.2004.tb00481.x>
- Dorken ME, Eckert CG (2001) Severely reduced sexual reproduction in northern populations of a clonal plant, *Decodon verticillatus* (Lythraceae). *Journal of Ecology*, **89**, 339–350. <https://doi.org/10.1046/j.1365-2745.2001.00558.x>
- Dufresne F, Stift M, Vergilino R, Mable BK (2014) Recent progress and challenges in population genetics of polyploid organisms: an overview of current state-of-the-art molecular and statistical tools. *Molecular Ecology*, **23**, 40–69. <https://doi.org/10.1111/mec.12581>
- Duminil J, Fineschi S, Hampe A, Jordano P, Salvini D, Vendramin GG, Petit RJ (2007) Can Population Genetic Structure Be Predicted from Life-History Traits? *The American Naturalist*, **169**, 662–672. <https://doi.org/10.1086/513490>
- Eckert CG, Samis KE, Dart S (2006) Reproductive assurance and the evolution of uniparental reproduction in flowering plants. In: *Ecology and Evolution of Flowers* (eds Harder LD, Barrett SCH), p. 0. Oxford University Press. <https://doi.org/10.1093/oso/9780198570851.003.0010>
- Ellegren H, Galtier N (2016) Determinants of genetic diversity. *Nature Reviews Genetics*, **17**, 422–433. <https://doi.org/10.1038/nrg.2016.58>
- Estes JR, Thorp RW (1974) Pollination in *Ludwigia peploides* ssp. *Glabrescens* (Onagraceae). *Bulletin of the Torrey Botanical Club*, **101**, 272–276. <https://doi.org/10.2307/2484872>
- Fehrer J (2010) Unraveling the mysteries of reproduction. *Heredity*, **104**, 421–422. <https://doi.org/10.1038/hdy.2010.12>
- Fischer MC, Rellstab C, Leuzinger M, Roumet M, Gugerli F, Shimizu KK, Holderegger R, Widmer A (2017) Estimating genomic diversity and population differentiation – an empirical comparison of microsatellite and SNP variation in *Arabidopsis halleri*. *BMC Genomics*, **18**, 69. <https://doi.org/10.1186/s12864-016-3459-7>
- Forsman A (2014) Effects of genotypic and phenotypic variation on establishment are important for conservation, invasion, and infection biology. *Proceedings of the National Academy of Sciences*, **111**, 302–307. <https://doi.org/10.1073/pnas.1317745111>

- Fox CW, Reed DH (2011) Inbreeding Depression Increases with Environmental Stress: An Experimental Study and Meta-Analysis. *Evolution*, **65**, 246–258. <https://doi.org/10.1111/j.1558-5646.2010.01108.x>
- Franklin-Tong VE (2008) *Self-Incompatibility in Flowering Plants*. Springer, Berlin, Heidelberg. <https://doi.org/10.1007/978-3-540-68486-2>
- Fry NK, Savelkoul PHM, Visca P (2009) Amplified Fragment Length Polymorphism Analysis. In: *Molecular Epidemiology of Microorganisms: Methods and Protocols* Methods in Molecular Biology™. (ed Caugant DA), pp. 89–104. Humana Press, Totowa, NJ. https://doi.org/10.1007/978-1-60327-999-4_8
- Gibbs PE (2014) Late-acting self-incompatibility – the pariah breeding system in flowering plants. *New Phytologist*, **203**, 717–734. <https://doi.org/10.1111/nph.12874>
- Glémin S, Bataillon T, Ronfort J, Mignot A, Olivieri I (2001) Inbreeding Depression in Small Populations of Self-Incompatible Plants. *Genetics*, **159**, 1217–1229. <https://doi.org/10.1093/genetics/159.3.1217>
- Glémin S, François CM, Galtier N (2019) Genome Evolution in Outcrossing vs. Selfing vs. Asexual Species. In: *Evolutionary Genomics: Statistical and Computational Methods* Methods in Molecular Biology. (ed Anisimova M), pp. 331–369. Springer, New York, NY. https://doi.org/10.1007/978-1-4939-9074-0_11
- Glover BJ (2007) Preventing Self-fertilization. In: *Understanding Flowers and Flowering: An integrated approach* (ed Glover B), p. 0. Oxford University Press. <https://doi.org/10.1093/acprof:oso/9780198565970.003.0012>
- Golding GB, Strobeck C (1980) Linkage disequilibrium in a finite population that is partially selfing. *Genetics*, **94**, 777–789. <https://doi.org/10.1093/genetics/94.3.777>
- Goodwillie C, Weber JJ (2018) The best of both worlds? A review of delayed selfing in flowering plants. *American Journal of Botany*, **105**, 641–655. <https://doi.org/10.1002/ajb2.1045>
- Grewell B, Netherland M, Skaer Thomason M (2016) *Establishing Research and Management Priorities for Invasive Water Primroses (Ludwigia spp.)*. <https://doi.org/10.21236/ad1002917>
- Halkett F, Simon J-C, Balloux F (2005) Tackling the population genetics of clonal and partially clonal organisms. *Trends in Ecology & Evolution*, **20**, 194–201. <https://doi.org/10.1016/j.tree.2005.01.001>
- Hammet F, Mahmood K, Green TR, Nguyen-Dumont T, Southey MC, Buchanan DD, Lonie A, Nathanson KL, Couch FJ, Pope BJ, Park DJ (2019) Hi-Plex2: A Simple and Robust Approach to Targeted Sequencing-Based Genetic Screening. *BioTechniques*, **67**, 118–122. <https://doi.org/10.2144/btn-2019-0026>
- Hao Y-Q, Zhao X-F, She D-Y, Xu B, Zhang D-Y, Liao W-J (2012) The Role of Late-Acting Self-Incompatibility and Early-Acting Inbreeding Depression in Governing Female Fertility in Monkshood, *Aconitum kusnezoffii*. *PLOS ONE*, **7**, e47034. <https://doi.org/10.1371/journal.pone.0047034>
- Hardy OJ (2016) Population genetics of autopolyploids under a mixed mating model and the estimation of selfing rate. *Molecular Ecology Resources*, **16**, 103–117. <https://doi.org/10.1111/1755-0998.12431>
- Hardy OJ, Vekemans X (2002) spagedi: a versatile computer program to analyse spatial genetic structure at the individual or population levels. *Molecular Ecology Notes*, **2**, 618–620. <https://doi.org/10.1046/j.1471-8286.2002.00305.x>
- He Z-Z, Stotz GC, Liu X, Liu J-J, Wang Y-G, Yang J, Li L-F, Zhang W-J, Nan P, Song Z-P (2024) A global synthesis of the patterns of genetic diversity in endangered and invasive plants. *Biological Conservation*, **291**, 110473. <https://doi.org/10.1016/j.biocon.2024.110473>
- Hoch PC, Wagner WL, Raven PH (2015) The correct name for a section of *Ludwigia* L. (Onagraceae). *PhytoKeys*, **50**, 31–34. <https://doi.org/10.3897/phytokeys.50.4887>
- Holsinger KE (2000) Reproductive systems and evolution in vascular plants. *Proceedings of the National Academy of Sciences*, **97**, 7037–7042. <https://doi.org/10.1073/pnas.97.13.7037>
- Igic B, Lande R, Kohn JR (2008) Loss of Self-Incompatibility and Its Evolutionary Consequences. *International Journal of Plant Sciences*, **169**, 93–104. <https://doi.org/10.1086/523362>

- Koelling VA, Hamrick JL, Mauricio R (2011) Genetic diversity and structure in two species of *Leavenworthia* with self-incompatible and self-compatible populations. *Heredity*, **106**, 310–318. <https://doi.org/10.1038/hdy.2010.59>
- Krueger-Hadfield SA, Guillemin M-L, Destombe C, Valero M, Stoeckel S (2021) Exploring the Genetic Consequences of Clonality in Haplodiplontic Taxa. *Journal of Heredity*, **112**, 92–107. <https://doi.org/10.1093/jhered/esaa063>
- Lawrence MJ, Marshall DF, Curtis VE, Fearon CH (1985) Gametophytic self-incompatibility re-examined: a reply. *Heredity*, **54**, 131–138. <https://doi.org/10.1038/hdy.1985.17>
- Layman NC, Fernando MTR, Herlihy CR, Busch JW (2017) Costs of selfing prevent the spread of a self-compatibility mutation that causes reproductive assurance. *Evolution*, **71**, 884–897. <https://doi.org/10.1111/evo.13167>
- Lê S, Josse J, Husson F (2008) FactoMineR: An R Package for Multivariate Analysis. *Journal of Statistical Software*, **25**, 1–18. <https://doi.org/10.18637/jss.v025.i01>
- Lendvai G, Levin DA (2003) Rapid response to artificial selection on flower size in Phlox. *Heredity*, **90**, 336–342. <https://doi.org/10.1038/sj.hdy.6800249>
- Li H, Durbin R (2010) Fast and accurate long-read alignment with Burrows–Wheeler transform. *Bioinformatics*, **26**, 589–595. <https://doi.org/10.1093/bioinformatics/btp698>
- Lippman ZB, Zamir D (2007) Heterosis: revisiting the magic. *Trends in Genetics*, **23**, 60–66. <https://doi.org/10.1016/j.tig.2006.12.006>
- Lucek K, Willi Y (2021) Drivers of linkage disequilibrium across a species' geographic range. *PLOS Genetics*, **17**, e1009477. <https://doi.org/10.1371/journal.pgen.1009477>
- Meek MH, Larson WA (2019) The future is now: Amplicon sequencing and sequence capture usher in the conservation genomics era. *Molecular Ecology Resources*, **19**, 795–803. <https://doi.org/10.1111/1755-0998.12998>
- Nasrallah JB (2017) Plant mating systems: self-incompatibility and evolutionary transitions to self-fertility in the mustard family. *Current Opinion in Genetics & Development*, **47**, 54–60. <https://doi.org/10.1016/j.gde.2017.08.005>
- Navascués M, Stoeckel S, Mariette S (2010) Genetic diversity and fitness in small populations of partially asexual, self-incompatible plants. *Heredity*, **104**, 482–492. <https://doi.org/10.1038/hdy.2009.159>
- Nordborg M (2000) Linkage Disequilibrium, Gene Trees and Selfing: An Ancestral Recombination Graph With Partial Self-Fertilization. *Genetics*, **154**, 923–929. <https://doi.org/10.1093/genetics/154.2.923>
- Okada M, Grewell BJ, Jasieniuk M (2009) Clonal spread of invasive *Ludwigia hexapetala* and *L. grandiflora* in freshwater wetlands of California. *Aquatic Botany*, **91**, 123–129. <https://doi.org/10.1016/j.aquabot.2009.03.006>
- Orive ME, Krueger-Hadfield SA (2021) Sex and Asex: A Clonal Lexicon. *Journal of Heredity*, **112**, 1–8. <https://doi.org/10.1093/jhered/esaa058>
- Pannell JR, Auld JR, Brandvain Y, Burd M, Busch JW, Cheptou P-O, Conner JK, Goldberg EE, Grant A-G, Grossenbacher DL, Hovick SM, Igic B, Kalisz S, Petanidou T, Randle AM, de Casas RR, Pauw A, Vamosi JC, Winn AA (2015) The scope of Baker's law. *New Phytologist*, **208**, 656–667. <https://doi.org/10.1111/nph.13539>
- Porcher E, Lande R (2005) The evolution of self-fertilization and inbreeding depression under pollen discounting and pollen limitation. *Journal of Evolutionary Biology*, **18**, 497–508. <https://doi.org/10.1111/j.1420-9101.2005.00905.x>
- Portillo Lemus LO (2021) Système de reproduction, polyploidie et diversité génétique des populations invasives de *Ludwigia grandiflora* subsp *hexapetala* en France. These de doctorat Thesis. Rennes, Agrocampus Ouest.
- Portillo Lemus LO, Bozec M, Harang M, Coudreuse J, Haury J, Stoeckel S, Barloy D (2021) Self-incompatibility limits sexual reproduction rather than environmental conditions in an invasive water primrose. *Plant-Environment Interactions*, **2**, 74–86. <https://doi.org/10.1002/pei3.10042>
- Portillo Lemus LO, Harang M, Bozec M, Haury J, Stoeckel S, Barloy D (2022) Late-acting self-incompatible system, preferential allogamy and delayed selfing in the heteromorphic invasive

- populations of *Ludwigia grandiflora* subsp. *hexapetala*. *Peer Community Journal*, **2**, e23. <https://doi.org/10.24072/pcjournal.108>
- Reichel K, Masson J-P, Malrieu F, Arnaud-Haond S, Stoeckel S (2016) Rare sex or out of reach equilibrium? The dynamics of FIS in partially clonal organisms. *BMC Genetics*, **17**, 76. <https://doi.org/10.1186/s12863-016-0388-z>
- Rice SH (2004) *Evolutionary theory: mathematical and conceptual foundations*. Sinauer Associates, Sunderland, Mass., USA. <https://doi.org/10.1086/506055>
- Richards AJ (1997) *Plant Breeding Systems*. Garland Science. <https://doi.org/10.1007/978-1-4899-3043-9>
- Roman J, Darling JA (2007) Paradox lost: genetic diversity and the success of aquatic invasions. *Trends in Ecology & Evolution*, **22**, 454–464. <https://doi.org/10.1016/j.tree.2007.07.002>
- Ronfort J, Jenczewski E, Bataillon T, Rousset F (1998) Analysis of Population Structure in Autotetraploid Species. *Genetics*, **150**, 921–930. <https://doi.org/10.1093/genetics/150.2.921>
- Rouger R, Reichel K, Malrieu F, Masson JP, Stoeckel S (2016) Effects of complex life cycles on genetic diversity: cyclical parthenogenesis. *Heredity*, **117**, 336–347. <https://doi.org/10.1038/hdy.2016.52>
- Roze D (2016) Background Selection in Partially Selfing Populations. *Genetics*, **203**, 937–957. <https://doi.org/10.1534/genetics.116.187955>
- Schmidt TL, Jasper M-E, Weeks AR, Hoffmann AA (2021) Unbiased population heterozygosity estimates from genome-wide sequence data. *Methods in Ecology and Evolution*, **12**, 1888–1898. <https://doi.org/10.1111/2041-210X.13659>
- Seavey SR, Bawa KS (1986) Late-acting self-incompatibility in angiosperms. *The Botanical Review*, **52**, 195–219. <https://doi.org/10.1007/BF02861001>
- Skaer Thomason MJ, Grewell BJ, Netherland MD (2018a) Dynamics of *Ludwigia hexapetala* Invasion at three Spatial Scales in a Regulated River. *Wetlands*, **38**, 1285–1298. <https://doi.org/10.1007/s13157-018-1053-2>
- Skaer Thomason MJ, McCort CD, Netherland MD, Grewell BJ (2018b) Temporal and nonlinear dispersal patterns of *Ludwigia hexapetala* in a regulated river. *Wetlands Ecology and Management*, **26**, 751–762. <https://doi.org/10.1007/s11273-018-9605-z>
- Steinecke C, Gorman CE, Stift M, Dorken ME (2022) Outcrossing rates in an experimentally admixed population of self-compatible and self-incompatible *Arabidopsis lyrata*. *Heredity*, **128**, 56–62. <https://doi.org/10.1038/s41437-021-00489-8>
- Stoeckel S, Arnaud-Haond S, Krueger-Hadfield SA (2021b) The Combined Effect of Haplodiplonty and Partial Clonality on Genotypic and Genetic Diversity in a Finite Mutating Population. *Journal of Heredity*, **112**, 78–91. <https://doi.org/10.1093/jhered/esaa062>
- Stoeckel, S, Barloy, D, Portillo Lemus LO, Becheler, R (2023). Genotyping measures and population genetic indices for assessing reproductive modes of polyploid *Ludwigia grandiflora* subsp. *hexapetala* in western Europe [Data set]. Zenodo. <https://doi.org/10.5281/zenodo.12760022>
- Stoeckel S, Becheler R, Bocharova E, Barloy D (2024a) GenAPoPop 1.0: A user-friendly software to analyse genetic diversity and structure from partially clonal and selfed autopolyploid organisms. *Molecular Ecology Resources*, **24**, e13886. <https://doi.org/10.1111/1755-0998.13886>
- Stoeckel S, Becheler R, Portillo Lemus LO, Harang M, Besnard A-L, Lassalle, G, Causse-Védrines R, Michon-Coudouel S, Park DJ, Pope BJ, Petit EJ, Barloy D (2024b). Supplementary Information for Reproductive modes in populations of late-acting self-incompatible and self-compatible polyploid *Ludwigia grandiflora* subsp. *hexapetala* in western Europe. Zenodo. <https://doi.org/10.5281/zenodo.13610355>
- Stoeckel S, Castric V, Mariette S, Vekemans X (2008) Unequal allelic frequencies at the self-incompatibility locus within local populations of *Prunus avium* L.: an effect of population structure? *Journal of Evolutionary Biology*, **21**, 889–899. <https://doi.org/10.1111/j.1420-9101.2008.01504.x>

- Stoeckel S, Grange J, Fernández-Manjarres JF, Bilger I, Frascaria-Lacoste N, Mariette S (2006) Heterozygote excess in a self-incompatible and partially clonal forest tree species — *Prunus avium* L. *Molecular Ecology*, **15**, 2109–2118. <https://doi.org/10.1111/j.1365-294X.2006.02926.x>
- Stoeckel S, Masson J-P (2014) The Exact Distributions of FIS under Partial Asexuality in Small Finite Populations with Mutation. *PLOS ONE*, **9**, e85228. <https://doi.org/10.1371/journal.pone.0085228>
- Stoeckel S, Porro B, Arnaud-Haond S (2021a) The discernible and hidden effects of clonality on the genotypic and genetic states of populations: Improving our estimation of clonal rates. *Molecular Ecology Resources*, **21**, 1068–1084. <https://doi.org/10.1111/1755-0998.13316>
- Terpilowski MA (2019) scikit-posthocs: Pairwise multiple comparison tests in Python. *Journal of Open Source Software*, **4**, 1169. <https://doi.org/10.21105/joss.01169>
- Thouvenot L, Haury J, Thiebaut G (2013) A success story: water primroses, aquatic plant pests. *Aquatic Conservation: Marine and Freshwater Ecosystems*, **23**, 790–803. <https://doi.org/10.1002/aqc.2387>
- Tsuchimatsu T, Fujii S (2022) The selfing syndrome and beyond: diverse evolutionary consequences of mating system transitions in plants. *Philosophical Transactions of the Royal Society B: Biological Sciences*, **377**, 20200510. <https://doi.org/10.1098/rstb.2020.0510>
- Vallejo-Marín M, Dorken ME, Barrett SCH (2010) The Ecological and Evolutionary Consequences of Clonality for Plant Mating. *Annual Review of Ecology, Evolution, and Systematics*, **41**, 193–213. <https://doi.org/10.1146/annurev.ecolsys.110308.120258>
- Vaughton G, Ramsey M, Johnson SD (2010) Pollination and late-acting self-incompatibility in *Cyrtanthus breviflorus* (Amaryllidaceae): implications for seed production. *Annals of Botany*, **106**, 547–555. <https://doi.org/10.1093/aob/mcq149>
- Villate L, Esmenjaud D, Van Helden M, Stoeckel S, Plantard O (2010) Genetic signature of amphimixis allows for the detection and fine scale localization of sexual reproduction events in a mainly parthenogenetic nematode. *Molecular Ecology*, **19**, 856–873. <https://doi.org/10.1111/j.1365-294X.2009.04511.x>
- Virtanen P, Gommers R, Oliphant TE, Haberland M, Reddy T, Cournapeau D, Burovski E, Peterson P, Weckesser W, Bright J, van der Walt SJ, Brett M, Wilson J, Millman KJ, Mayorov N, Nelson ARJ, Jones E, Kern R, Larson E, Carey CJ, Polat İ, Feng Y, Moore EW, VanderPlas J, Laxalde D, Perktold J, Cimrman R, Henriksen I, Quintero EA, Harris CR, Archibald AM, Ribeiro AH, Pedregosa F, van Mulbregt P (2020) SciPy 1.0: fundamental algorithms for scientific computing in Python. *Nature Methods*, **17**, 261–272. <https://doi.org/10.1038/s41592-020-0772-5>
- Waits LP, Luikart G, Taberlet P (2001) Estimating the probability of identity among genotypes in natural populations: cautions and guidelines. *Molecular Ecology*, **10**, 249–256. <https://doi.org/10.1046/j.1365-294X.2001.01185.x>
- Worley AC, Barrett SCH (2000) Evolution of floral display in *Eichhornia paniculata* (pontederiaceae): direct and correlated responses to selection on flower size and number. *Evolution*, **54**, 1533–1545. <https://doi.org/10.1111/j.0014-3820.2000.tb00699.x>
- Wright S (1931) Evolution in Mendelian Populations. *Genetics*, **16**, 97–159. <https://doi.org/10.1093/genetics/16.2.97>
- Wright S (1949) The Genetical Structure of Populations. *Annals of Eugenics*, **15**, 323–354. <https://doi.org/10.1111/j.1469-1809.1949.tb02451.x>
- Wright SI, Ness RW, Foxe JP, Barrett SCH (2008) Genomic Consequences of Outcrossing and Selfing in Plants. *International Journal of Plant Sciences*, **169**, 105–118. <https://doi.org/10.1086/523366>